

Burner Collection

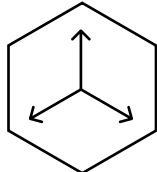
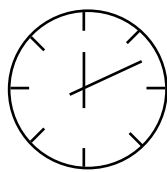
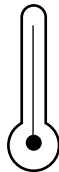
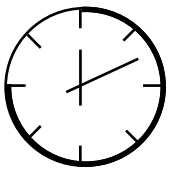
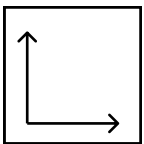

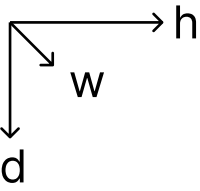
16" Burner



Included Accessories



Burner Collection 16" Burner



Dimensions H x W x D mm/in	Fuel Capacity	Heats on Average (indoors)	Fuel Consumption	Thermal Output Net (MAX)	Approx. Burn Time	Minimum Room Size (per burner)
80.2×406×153 3.16"×16"×6.02"	2.5L	60-70m ²	1.12L per hour	20000 BTU 5.8Kw/h	2.8 hours	60m ²

Awards

2010 Winner Outdoor Hearth Products
Vesta Awards

Application

Indoor & Outdoor

Burner Colour

 Stainless Steel

Materials

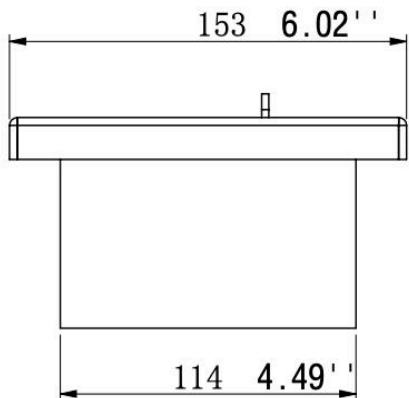
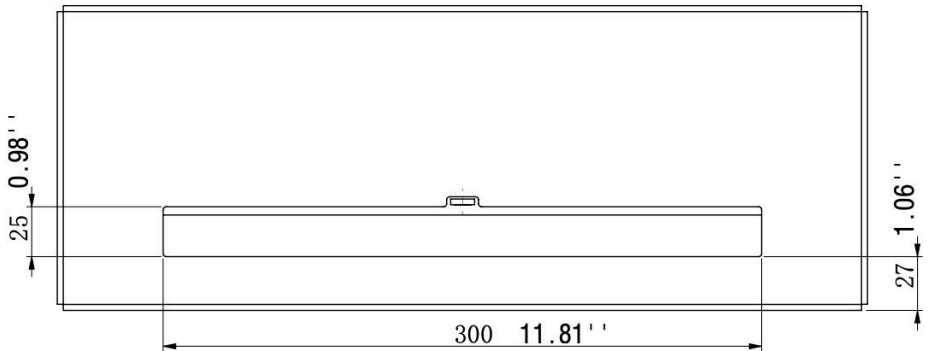
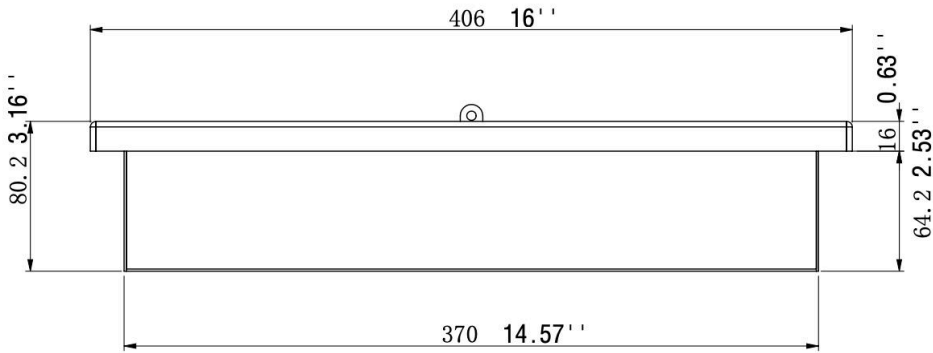
Grade 304 Stainless Steel Construction

Approx. Weight

9 lbs

Fuel Type

Bio Ethanol Fuel



Inserting within a firebox setting:

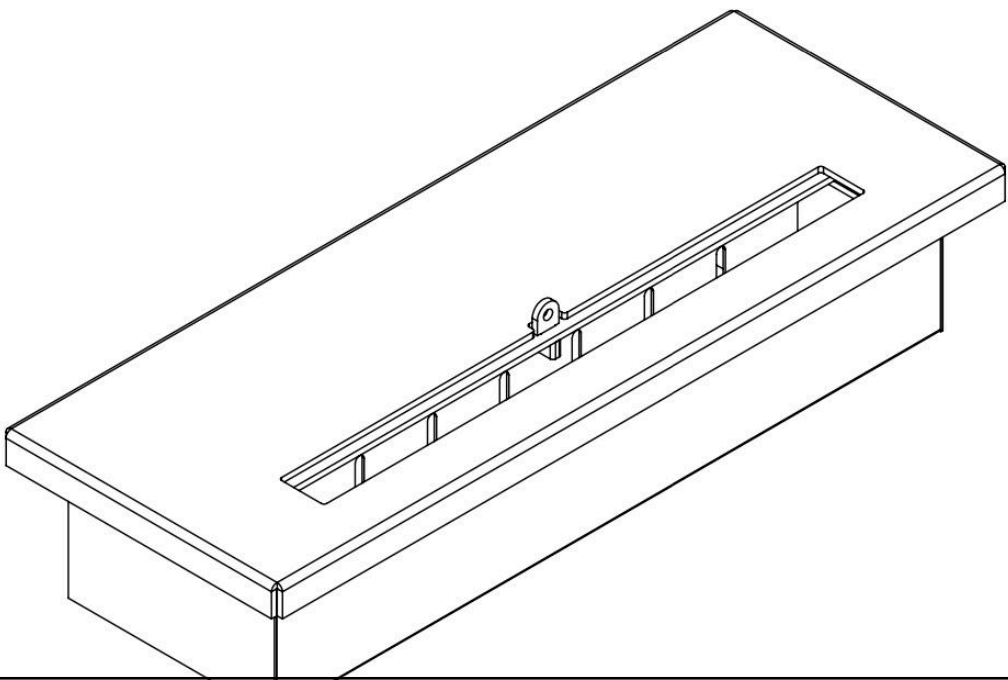
The Bio Flame 16" BURNER can only be fitted into a non-combustible firebox that has minimum clearances of 24"W x 20"H x 14"D.

Custom made fireboxes must:

- Be made out of a non-combustible material such as stainless steel
- *When recessing the tray into a non-combustible base with no firebox, the overhead clearance required is 60"MIN. to the nearest combustible*



Lifetime Warranty



FOR MORE INFORMATION PLEASE REFERENCE THE CLEARANCE & INSTALLATION MANUAL

*Dimensions may vary by 2% (plus or minus) due to material attributes. Template not provided. The Bio Flame recommends using the actual fireplace or burner model when making final cut out

