

# Burner Collection

## 5L Burner

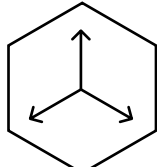
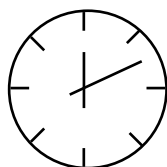
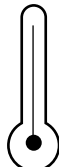
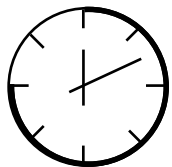
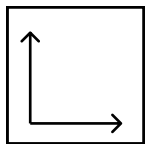

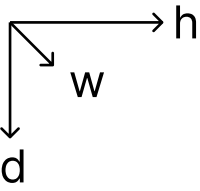


### Included Accessories



# Burner Collection

## 5L Burner



Dimensions H x W x D mm/in	Fuel Capacity	Heats on Average (indoors)	Fuel Consumption	Thermal Output Net (MAX)	Approx. Burn Time	Minimum Room Size (per burner)
106.2×280.5× 280.5 4.18"× 11"×11"	5L	50-60m <sup>2</sup>	1.436L per hour	15400 BTU 4.5Kw/h	7.18 hours	50m <sup>2</sup>

### Awards

2010 Winner Outdoor Hearth Products  
Vesta Awards

### Application

Indoor & Outdoor

### Burner Colour

 Stainless Steel

### Materials

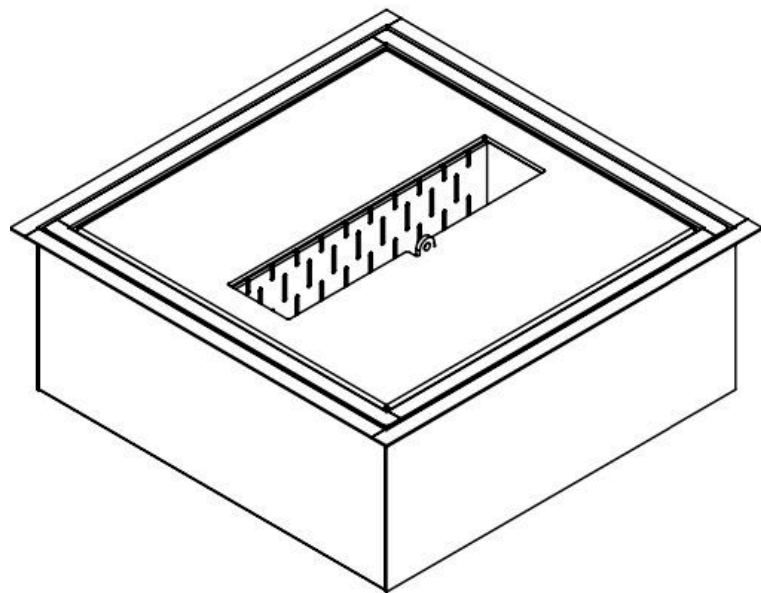
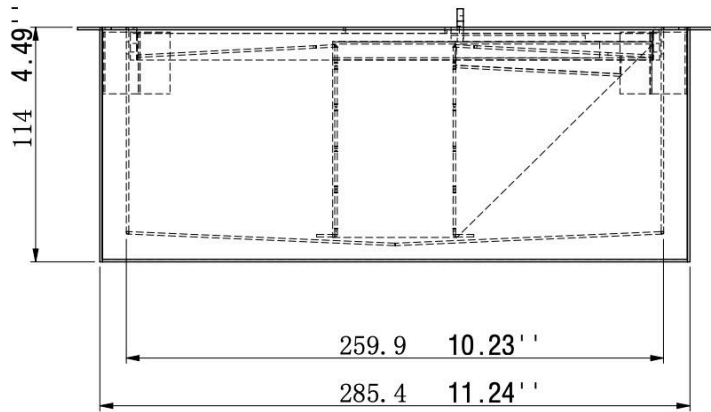
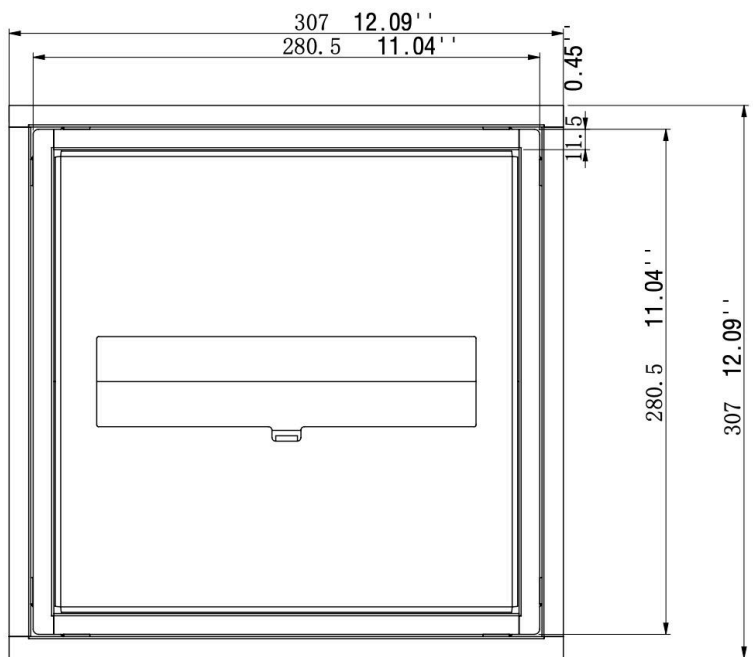
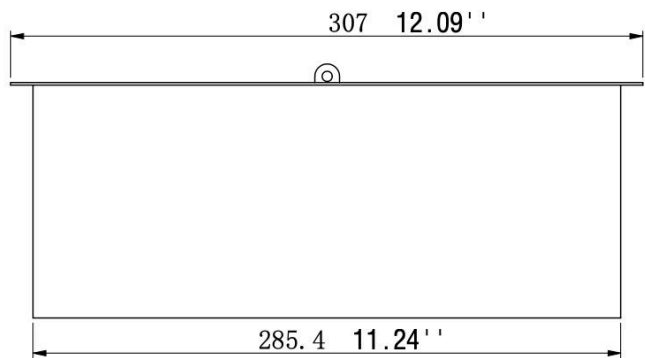
Grade 304 Stainless Steel Construction

### Approx. Weight

7 lbs

### Fuel Type

Bio Ethanol Fuel



#### Inserting within a firebox setting:

The Bio Flame 5L BURNER can only be fitted into a non-combustible firebox that has minimum clearances of Left 4.0" (102mm) Right 4.0" (102mm) Rear 4.0" (102mm) Top 24" (610).

#### Custom made fireboxes must:

- Be made out of a non-combustible material such as stainless steel
- \*When recessing the tray into a non-combustible base with no firebox, the overhead clearance required is 60"MIN. to the nearest combustible\*



Lifetime Warranty

FOR MORE INFORMATION PLEASE REFERENCE THE CLEARANCE & INSTALLATION MANUAL

\*Dimensions may vary by 2% (plus or minus) due to material attributes. Template not provided. The Bio Flame recommends using the actual fireplace or burner model when making final cut out

