

SmartFlame

60" RC Smart Burner



Black



Included Accessories



Lighting Rod



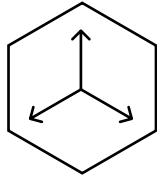
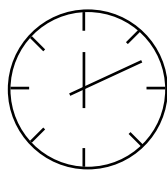
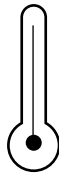
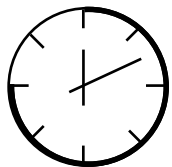
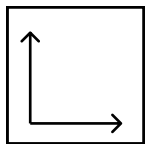

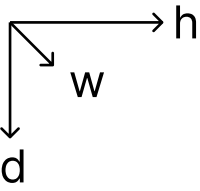
Lighter



Funnel

SmartFlame

60" RC Smart Burner



Dimensions H x W x D mm/in	Fuel Capacity	Heats on Average (indoors)	Fuel Consumption	Thermal Output Net (MAX)	Approx. Burn Time	Minimum Room Size (per burner)
168 × 1524 × 193 6.6 × 60 × 7.6	14.4L	Over 115m ² [1240 ft ²]	1.03L per hour	18,000 BTU - 40,800 BTU (12.0 kW.h)	14 hours	400 sq. ft.

Awards 2010 Winner Outdoor Hearth Products
Vesta Awards

Application Indoor & Outdoor

Burner Colour  Stainless Steel  Black

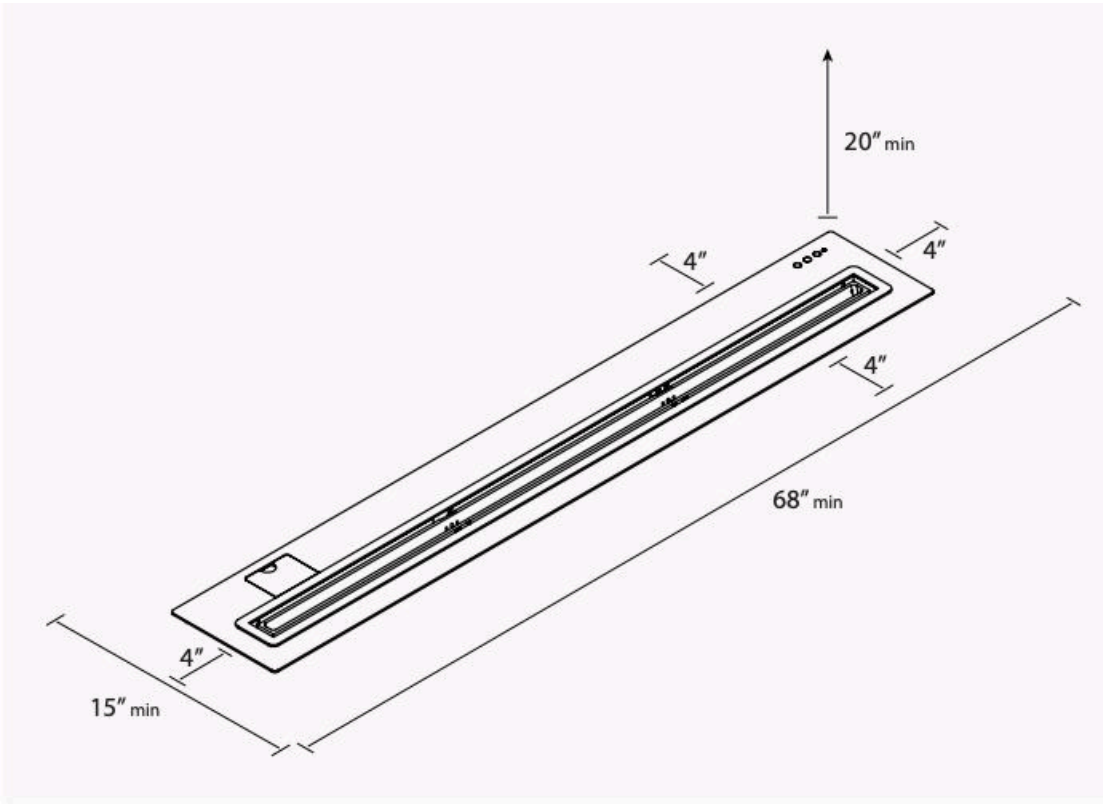
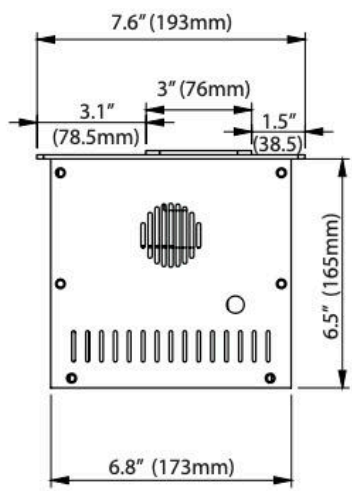
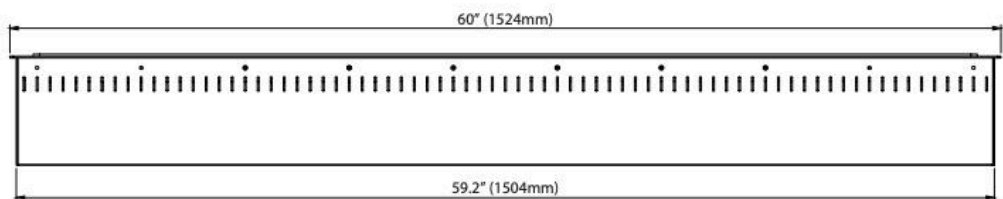
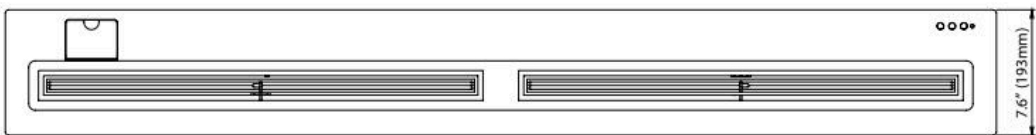
Materials 304 Stainless Steel Construction
Insulated Bottom Tray

Remote Info

- 6 Adjustable Heat Settings
- Safety Sensors
- WiFi Control Smartphone App
- Automatic Fuel Refill System

Fuel Type Bio Ethanol Fuel

Inserting within a firebox setting:
The Bio Flame 60" RC BURNER can only be fitted into a non-combustible firebox that has minimum clearances of 68"W x 20"H x 15"D



Lifetime Warranty

FOR MORE INFORMATION PLEASE REFERENCE THE CLEARANCE & INSTALLATION MANUAL

*Dimensions may vary by 2% (plus or minus) due to material attributes. Template not provided. The Bio Flame recommends using the actual fireplace or burner model when making final cut out

