

# SmartFlame

## 72" RC Smart Burner



**Black**



### Included Accessories



**Lighting Rod**



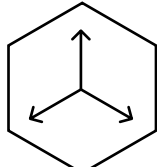
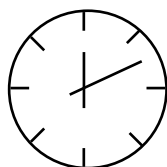
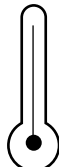
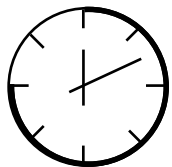
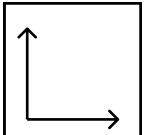

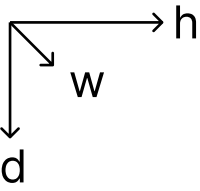
**Lighter**



**Funnel**

# SmartFlame

## 72" RC Smart Burner



Dimensions H x W x D mm/in	Fuel Capacity	Heats on Average (indoors)	Fuel Consumption	Thermal Output Net (MAX)	Approx. Burn Time	Minimum Room Size (per burner)
168 × 1829 × 193 6.6 × 72 × 7.6	18L	Over 131m <sup>2</sup> [1410 ft <sup>2</sup> ]	1.13L per hour	18,000 BTU - 51,000 BTU (14.9 kW.h)	16 hours	400 sq. ft.

**Awards** 2010 Winner Outdoor Hearth Products  
Vesta Awards

**Application** Indoor & Outdoor

**Burner Colour**  Stainless Steel  Black

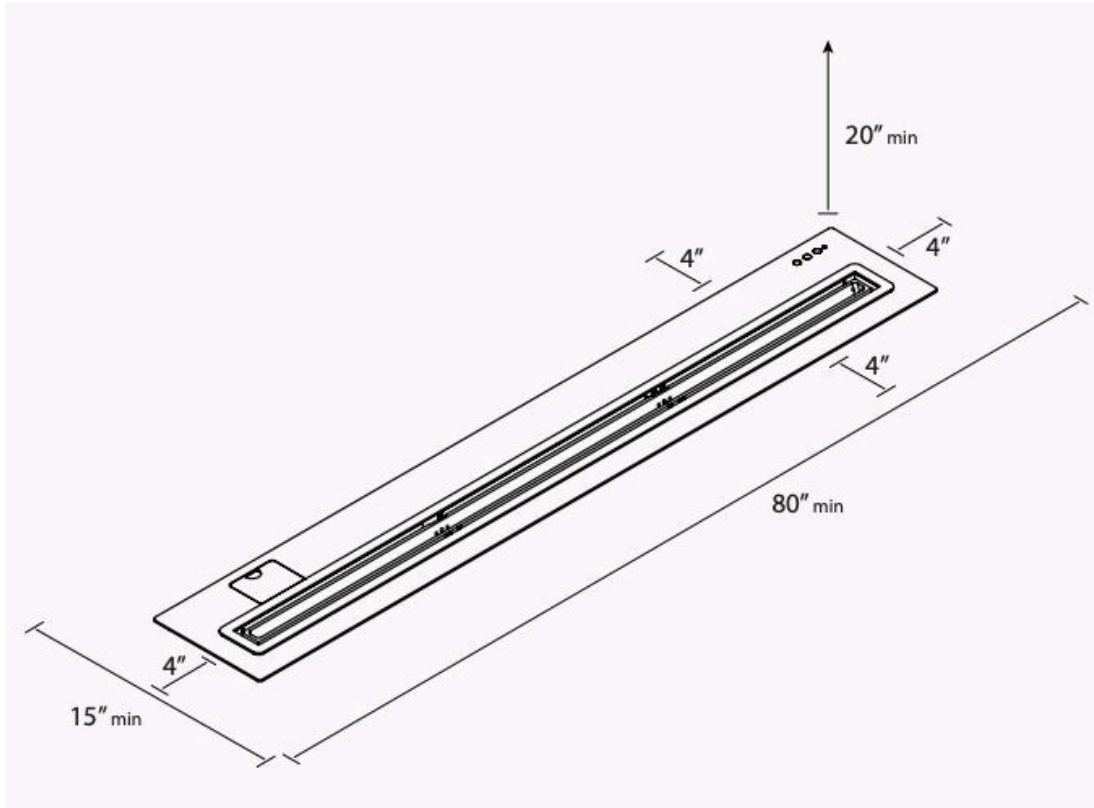
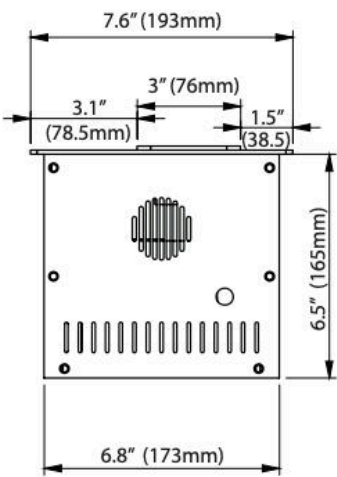
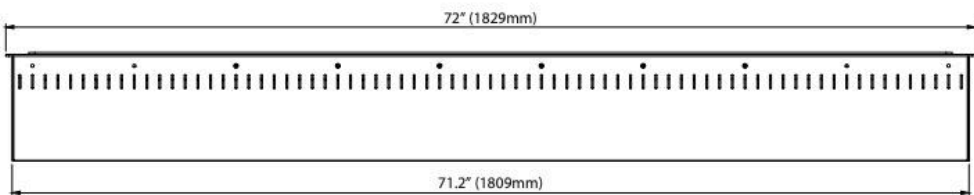
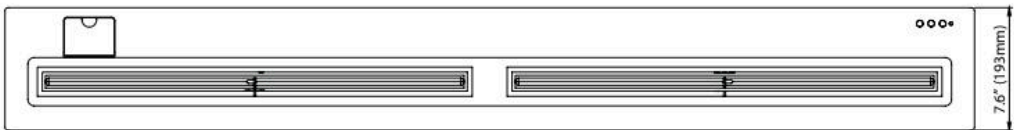
**Materials** 304 Stainless Steel Construction  
Insulated Bottom Tray

**Remote Info**

- 6 Adjustable Heat Settings
- Safety Sensors
- WiFi Control Smartphone App
- Automatic Fuel Refill System

**Fuel Type** Bio Ethanol Fuel

**Inserting within a firebox setting:**  
The Bio Flame 72" RC BURNER can only be fitted into a non-combustible firebox that has minimum clearances of 80"W x 20"H x 15"D



Lifetime Warranty

FOR MORE INFORMATION PLEASE REFERENCE THE CLEARANCE & INSTALLATION MANUAL

\*Dimensions may vary by 2% (plus or minus) due to material attributes. Template not provided. The Bio Flame recommends using the actual fireplace or burner model when making final cut out

