



# Firebox Collection

## 84" Firebox DS



**Black**



### Included Accessories



**Lighting Rod**



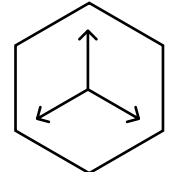
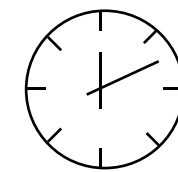
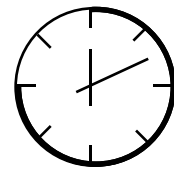
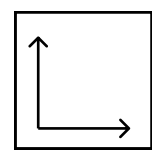
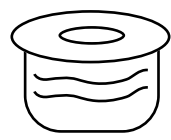
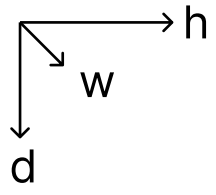

**Lighter**



**Funnel**

# Firebox Collection

## 84" Firebox DS



Dimensions H x W x D mm/in	Fuel Capacity	Heats on Average (indoors)	Fuel Consumption	Thermal Output Net (MAX)	Approx. Burn Time	Minimum Room Size (per burner)
672 × 2134 × 381 26.5 × 84.0 × 15.0	18L	Over 158m <sup>2</sup> [1,640 ft <sup>2</sup> ]	1.80L per hour	43,000 BTU/h 12.6 Kw	10 hours	400 sq. ft.

### Awards

2010 Winner Outdoor Hearth Products  
Vesta Awards

### Application

Indoor & Outdoor

### Burner Colour

● Stainless Steel ● Black

### Materials

Brushed Stainless Steel Internal Frame  
8mm Tempered Glass

### Burner Size

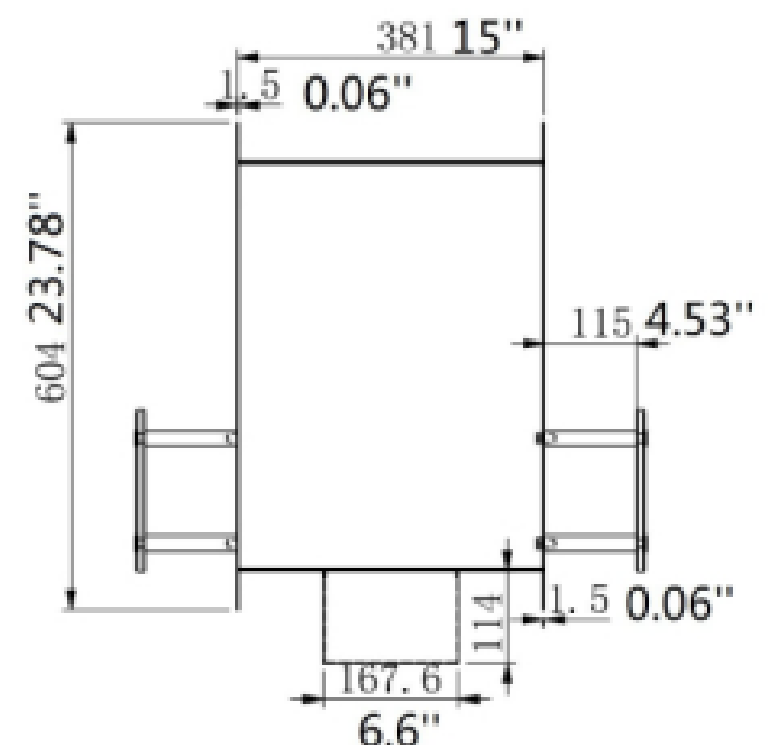
60" Burner

### Fuel Type

Bio Ethanol Fuel

### Other


- Double Walled Design
- Fully Insulated
- 304 Stainless Steel Firebox Construction



Global Compliance  
All burners are UL Listed in accordance with ANSI/UL1370 in the USA and comply with the ACCC Safety Mandate for Australia.



Lifetime Warranty



FOR MORE INFORMATION PLEASE REFERENCE THE CLEARANCE & INSTALLATION MANUAL

\*Dimensions may vary by 2% (plus or minus) due to material attributes. Template not provided. The Bio Flame recommends using the actual fireplace or burner model when making final cut out

