


Firebox Collection

XL Firebox SS



Black



Included Accessories



Lighting Rod



Lighter

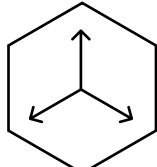
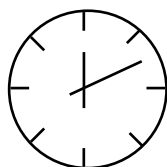
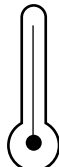
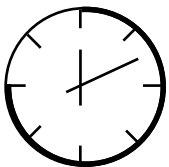
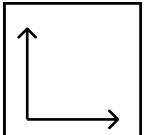
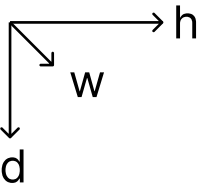


Funnel

Firebox Collection

XL Firebox SS

MANUAL BURNER



Dimensions H x W x D mm/in	Fuel Capacity	Heats on Average (indoors)	Fuel Consumption	Thermal Output Net (MAX)	Approx. Burn Time	Minimum Room Size (per burner)
656×1300×376 25.83"× 51.18"×14.8"	11L	70-80 m ²	1 H/L	22221BTU-6.513K w/h	11 H	70 m ²

Awards

2010 Winner Outdoor Hearth Products
Vesta Awards

Application

Indoor & Outdoor

Burner Colour



Stainless Steel



Black

Materials

Brushed Stainless Steel Internal Frame
8mm Tempered Glass

Burner Size

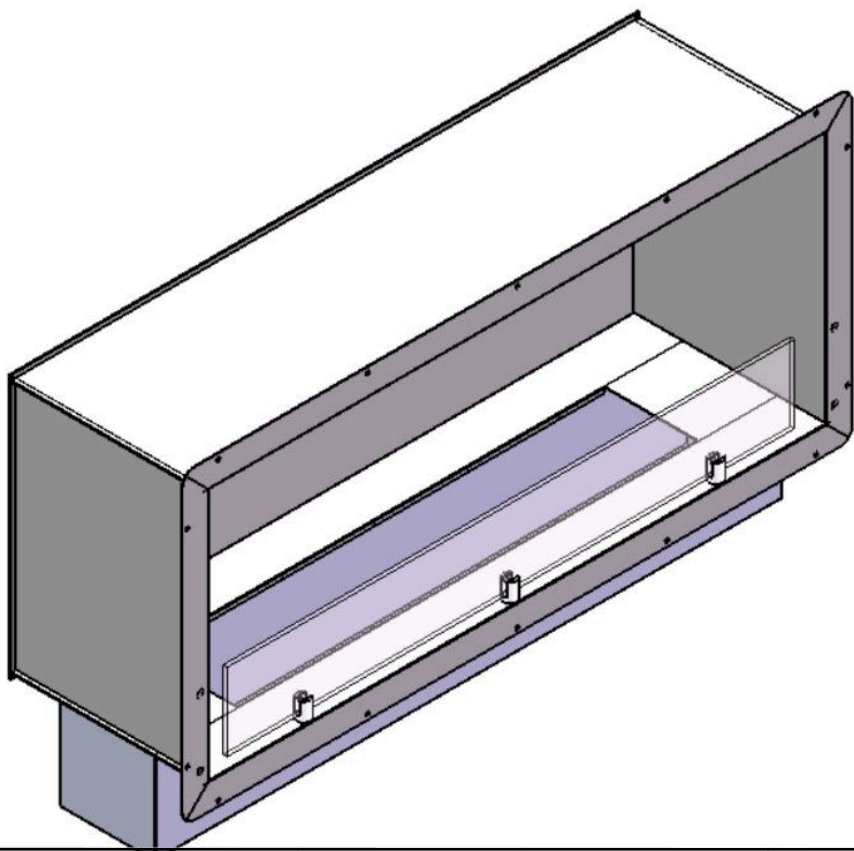
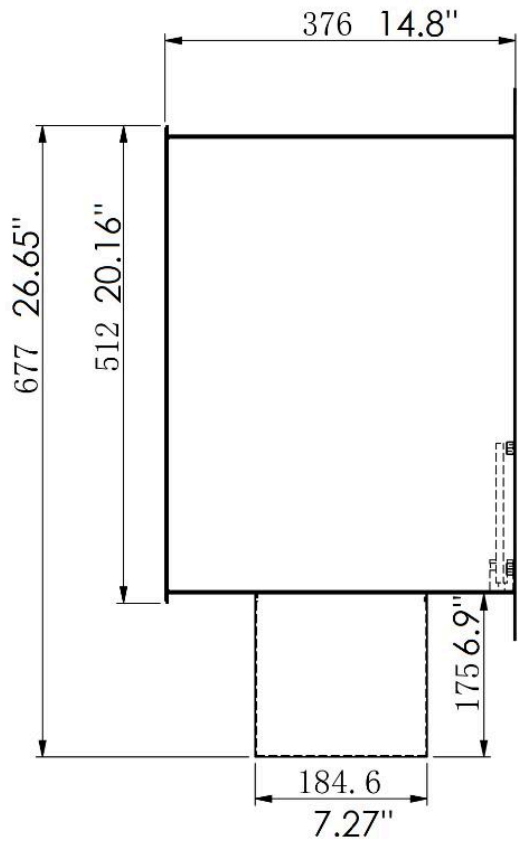
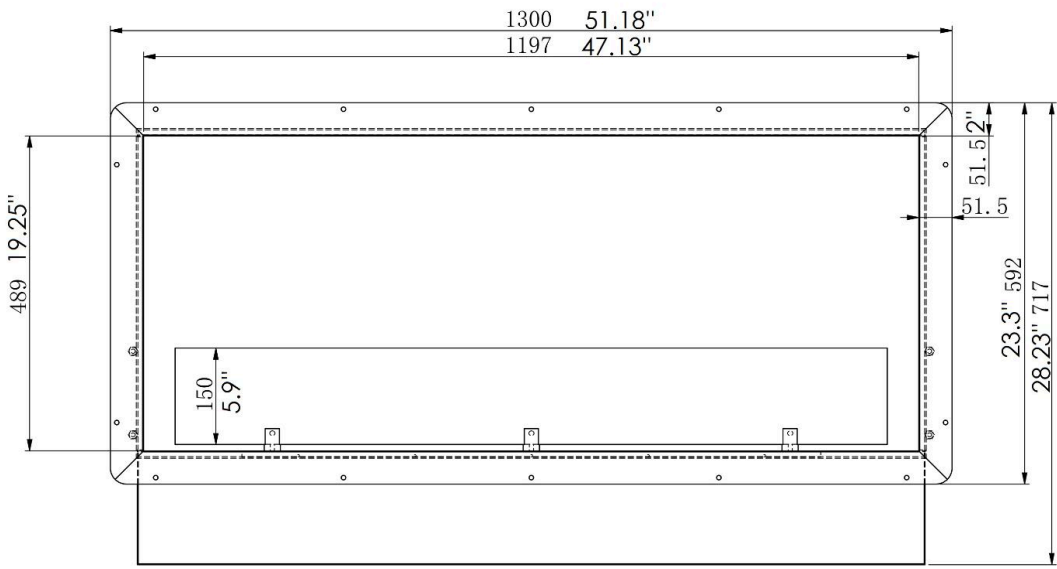
36" Burner

Fuel Type

Bio Ethanol Fuel

Other

- Double Walled Design
- Fully Insulated
- 304 Stainless Steel Firebox Construction



Lifetime Warranty

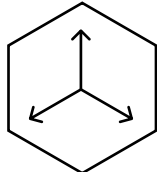
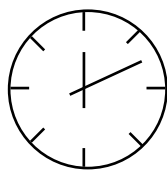
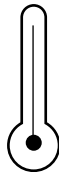
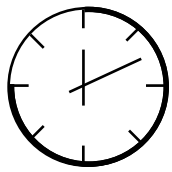
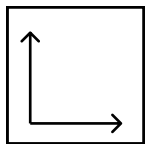

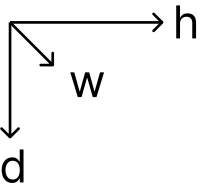
FOR MORE INFORMATION PLEASE REFERENCE THE CLEARANCE & INSTALLATION MANUAL

*Dimensions may vary by 2% (plus or minus) due to material attributes. Template not provided. The Bio Flame recommends using the actual fireplace or burner model when making final cut out



Firebox Collection XL Firebox SS

SMART FLAME BURNER



Dimensions H x W x D mm/in	Fuel Capacity	Heats on Average (indoors)	Fuel Consumption	Thermal Output Net (MAX)	Approx. Burn Time	Minimum Room Size (per burner)
717×1300×376 28.23"× 51.18"×14.8"	7.3L	77-80 m ²	0.45-0.6 H/L	13583.6 BTU-3.98 Kw/h	10.5-14 H	38 m ²

Awards

2010 Winner Outdoor Hearth Products
Vesta Awards

Application

Indoor & Outdoor

Burner Colour



Stainless Steel



Black

Materials

Brushed Stainless Steel Internal Frame
8mm Tempered Glass

Burner Size

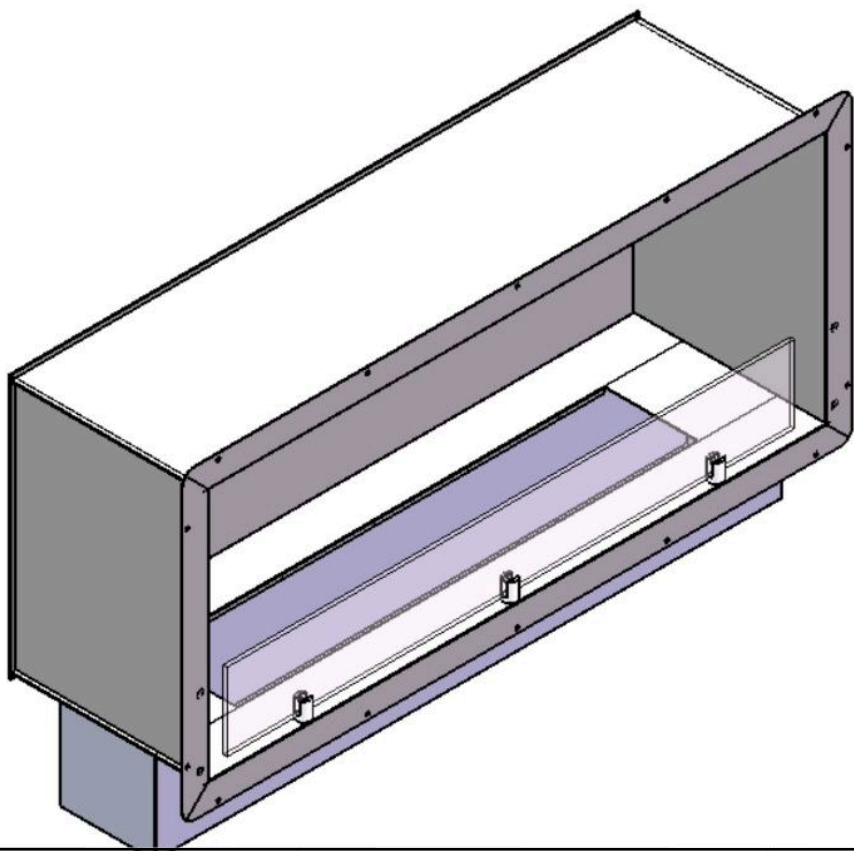
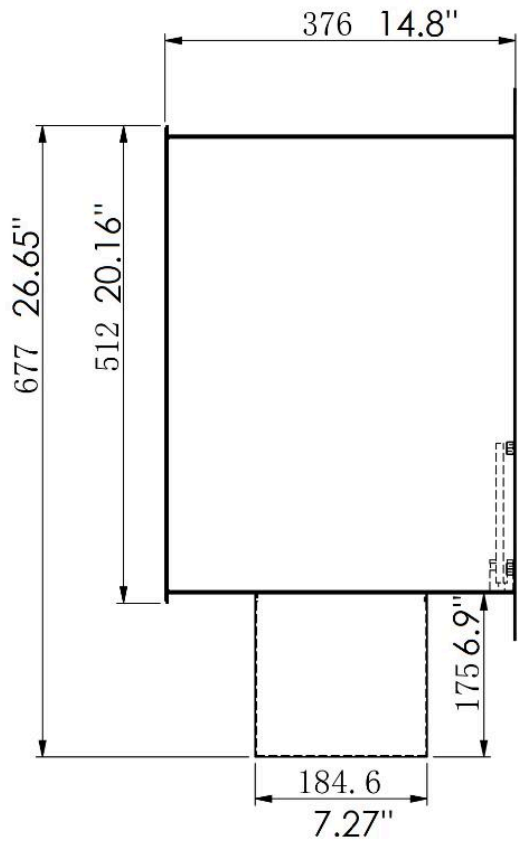
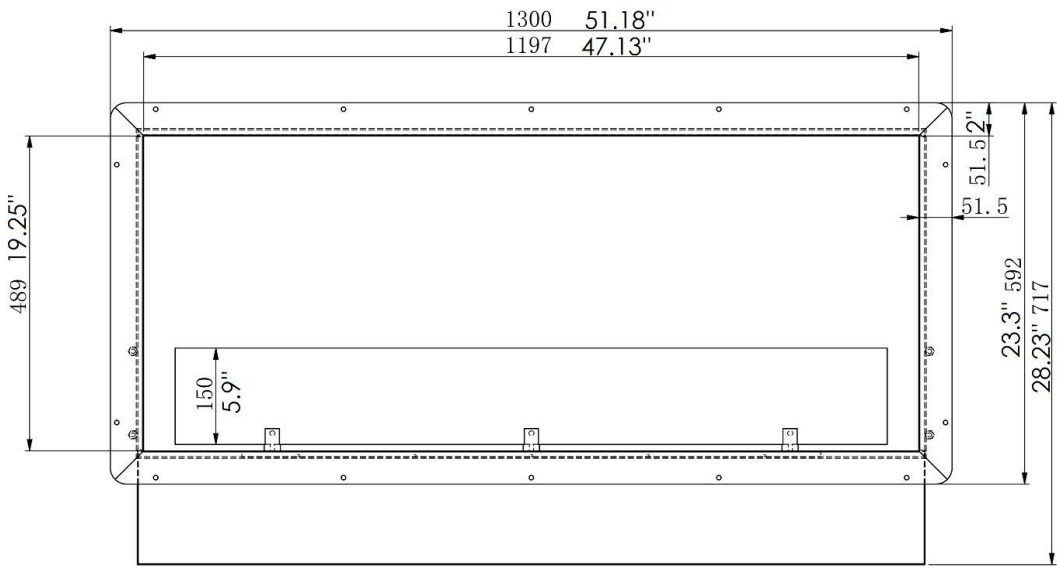
36" Remote Control Burner

Fuel Type

Bio Ethanol Fuel

Other

- Double Walled Design
- Fully Insulated
- 304 Stainless Steel Firebox Construction



Lifetime Warranty

FOR MORE INFORMATION PLEASE REFERENCE THE CLEARANCE & INSTALLATION MANUAL

*Dimensions may vary by 2% (plus or minus) due to material attributes. Template not provided. The Bio Flame recommends using the actual fireplace or burner model when making final cut out

